

The Perfect Pint Process

Glassware excellence
in 5 simple steps



CHECK
Water
Treatment



PREPARE
Quash & Perfect
Baskets



TREAT
Perfect
Detergent &
Rinse Assist



WASH
Clenaware
Sovereign



DRY
Airack



The Perfect Pint Process

Over the past 25 years, Perfect Pint has been at the forefront of providing innovative and effective glass washing and care products, ensuring that every glass from behind the bar to the customer's hand exemplifies perfection.

The Perfect Pint Process is a comprehensive 5-step solution engineered to guarantee excellence in glassware for the hospitality industry. Each step of the process plays a vital role in enhancing the overall drinking experience for customers and not only maximises the likelihood of serving 'beer clean' glasses, but also significantly reduces customer complaints and returned drinks.

In a market where 61% of customers will choose another venue after a less-than-perfect drink experience, our process not only ensures stellar results, but revenue has been seen to increase in bars utilizing the Process.

The relationship between clean glassware and turnover:

The quality of glass care impacts directly on your customer's experience. A poorly washed glass that is not Beer Clean can adversely affect the taste and presentation of a drink. Good practice in glass care has been shown to hold the customer footprint for longer and increase revenue.

Common Problems found through Ireland :

- Lip Stick Marks
- Pint Head Collapsing
- Lack of gas break out, due to build-up of protein and yeast and non-rinsing film
- Food grease traces
- Make up and or tan residue
- Gas clusters/bubbles clinging to the sides of the glass(from detergent residues/non-rinsing film)

Benefits from Clean Glassware:

A good glass care programme using the correct detergents and a well-maintained quality glass washing machine, along with a couple of other simple steps, produces a consistently good result. This will ensure you serve mouth-watering drinks time and time again. Our methodology reliably produces a 'Beer Clean' glass every time, ensuring:

- Great presentation, good head formation, colour and retention
- Proper Lacing and rings
- Consistent Gas Breakout
- Good Sparkle and Life in lagers
- No gas clusters/bubbles on glass walls
- No "off" flavours

Key components of a good glass care programme:

- **Water Treatment** (correct softness levels/clean water)
- **Rim Clean** (Pre-wash removal of grease marks and lipstick from the lip area of all types of glassware)
- **Basket use** (good water access and dispersion)
- **Chemicals** (correct dosage of high-grade glass detergent and rinse aid)
- **Cyclical glass renovation** (remove residue/non-rinsing film build up)
- **Glass Wash** (water pressure/dispersion and temperature, no food/milk presence)
- **Dry** (Air Dried)

How clean are your glasses?:

Three testing techniques to check for Beer Clean glassware that only take a few minutes which you can conduct yourself are the sheeting test, the salt test, and the lacing test, for details on these visit www.perfectpint.ie



1 Check - Water Quality



Water quality is fundamental in the cleaning process. It serves as a medium for detergents, a rinsing agent, and provides mechanical force and heat.

Poor water quality can hinder cleaning effectiveness, leading to issues like scale buildup in machines and residue on glassware. Checking and treating water quality is essential for ensuring the optimal performance of cleaning agents and machinery.

Check Solution - Perfect Water Filter

The Perfect Water Filter combines various technologies to treat ‘hard’ water and improve water quality to support excellent results from the glass washing process.

- The Perfect Water Filter is an ultra-high capacity water filter (57.500 litres @180ppm)
- Engineered to support the glass washing process.
- Combines nano-energy technology with a 3 µm carbon block filter enhancing both the performance of the machine and the quality of the wash.

Key Benefits

- **Improved Cleaning Efficiency:** The nano-energy technology alters the behaviour of calcium and magnesium in the water, reducing the likelihood of scale formation. This means that glassware is less likely to have spots or film left by hard water minerals, resulting in cleaner, clearer glasses.
- **Scale Prevention:** Hard water can cause scale buildup inside the machine, which can affect its performance and longevity. The nano-energy technology helps prevent this by addressing the mineral structure, while the 3 µm carbon block filter removes larger particles and sediments that could also contribute to scale and clog the machine.
- **Consistent Performance:** Maintaining the quality of the water with these technologies ensures that the glasswasher performs consistently well over time, providing reliable cleaning results.
- **Enhanced Water Quality:** The carbon block filter effectively removes chlorine, chloramines, and various organic compounds, improving the taste and odour of the water. This is particularly important in settings where the taste and smell of the glassware could affect the beverage experience.
- **Protection of Machine Components:** By filtering out sediments and particulates, the carbon block filter protects the mechanical parts of the glasswashing machine. This can reduce wear and tear, potentially extending the machine’s lifespan and reducing maintenance costs.
- **Energy Efficiency:** Scale buildup in a glasswasher can reduce its energy efficiency, as more heat is required to warm the water. By preventing scale, nano-energy technology helps maintain the machine’s energy efficiency.
- **Enhanced Safety and Hygiene:** While not a primary function, the carbon block filter can help in reducing larger pathogenic contaminants, contributing to overall hygiene

Usage Intructions

- To be installed and maintained by a Perfect Pint supported engineer, who will typically replace the filter every 6 months.

Product Code	WTU15	WTUER15
Pack Size	1 x Filter	1 x Replacement Cartridge

2 Prepare - PreWash

Preparing glassware for washing is a critical step.

Removing visible residues such as lipstick and oils ensures glasses are primed for a thorough wash. Correct Baskets, designed for differing glass styles, ensure that each glass is exposed optimally to cleaning actions, ensuring consistent cleaning.



Prepare Solution - Quash and Perfect Baskets

Together, the **Quash system** and **Perfect Baskets** form an indispensable duo in maintaining high quality glassware. Quash addresses the need for a hygienic prewash solution, ensuring glass rims are free from stubborn stains and ready for a thorough wash. The Perfect Baskets then ensure that the glasses are washed efficiently and safely. This duo provides a complete solution that enhances both cleanliness and operational efficiency.

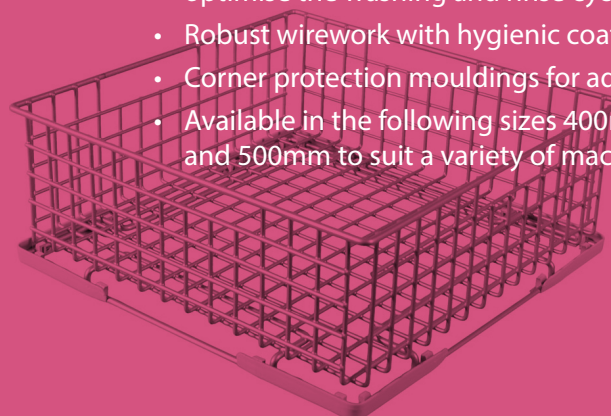


Quash

- A unique patented method for the prewash removal of food grease, oils and lipstick from the lip area of all types of glassware.
- Safe, non-hazardous, hygienic and simple to use.
- Used as part of your daily glass washing practice.

Perfect Baskets

- A range of specific baskets per glass type to optimise the washing and rinse cycle performance
- Robust wirework with hygienic coating
- Corner protection mouldings for added durability.
- Available in the following sizes 400mm, 450mm and 500mm to suit a variety of machine types.





Key Benefits

Quash

- **Effective Stain Removal Pre-Wash:** Quash is specifically designed to remove all rim and outside stains from glassware before it enters the washing machine. It is highly effective at instantly removing difficult substances like grease and lipstick from the glass rims. These substances often require special attention and can be challenging to remove in a standard wash.
- **Optimal Preparation for ‘Beer Clean’ Glasses:** By using Quash, every glass has the best possible chance of becoming ‘Beer Clean’ as it enters the washing machine. This term refers to a glass that is absolutely free from impurities, ensuring that beer maintains its flavour, appearance, and aroma when served.
- **Prevention of Cross-Contamination:** Quash helps prevent the cross-contamination of germs from one user to another, a critical factor in maintaining high standards of hygiene and customer safety, especially in food and beverage establishments.
- **Safe, Simple, and Hygienic Usage:** The design of Quash makes it safe and simple to use, without requiring extensive training or complicated procedures. Its usage promotes hygienic handling and cleaning of glassware.
- **Versatility for All Glassware:** Quash is suitable for a wide range of glassware types, making it a versatile solution in any setting where various types of glasses are used.
- **Time and Cost Savings:** By effectively removing stains and residues before the main wash, Quash reduces the need for rewashing or manual cleaning, saving both time and money in busy commercial settings.

Perfect Baskets

- **Improved Cleaning:** The design of these baskets includes optimal spacing between wireworks, allowing for better water penetration from wash and rinse jets. This design ensures that glasses are washed and rinsed more thoroughly, leading to cleaner glassware and better results with every wash cycle.
- **Intuitive Design:** Unlike common glass baskets, these are constructed with robust wirework, coated in premium plastic with hygienic coating, enhancing their durability and longevity. Additionally, they feature corner protection mouldings, offering added durability and safeguarding against wear and tear.

Packaging

The Intro Pack includes the following:

- 1 x Applicator
- 4 x Sponges
- 2 x 1Ltr bottle of Quash Concentrate
- 1 x Measuring cup.

The Refill Pack includes the following:

- 1 x 1L bottles of Quash Concentrate
- 4 x Sponges

Glass baskets are sold individually

Product Code	70604	70603	CS-B1418 (Tall) GWB400 (Open)	CS-B1419 (Tall) GWB450 (Open)	CS-B1420 (Tall) GWB500 (Open)
Description	Quash Starter Pack	Quash Refill Pack	Basket 400 x 400	Basket 450 x 450	Basket 500 x 500
Pack Size	1 x Pack	1 x Pack	1	1	1
Pack Per Case	10	6	1	1	1

Usage Intructions Quash

- To be used as part of your daily maintenance along with your regular glass washing practice found in the Perfect Pint Process.
- Set up foam pad next to washing station and fill with recommended solution.
- Simply twist the upturned glass in the solution filled foam pad and the glass is ready for washing in the normal way.
- The foam pad also comes with its own applicator tray, which sits neatly next to the wash up area for simple and convenient use.

Usage Perfect Baskets

Select the Perfect Tall Glass baskets for:

- Pilsner glasses
- Continental glasses
- Peroni glasses
- Heineken glasses
- Carlsberg glasses
- Carling glasses

Select the Perfect Open Glass baskets for:

- Pint glasses (traditional)
- Half pint glasses
- Polycarbonate pint glasses

3 Treat - Wash Liquids

The treatment phase with quality detergents and rinse aids is key to achieving sparkling, 'beer clean' glasses.

Good quality chemicals reduce residue buildup, cope well with tannins, and deliver spot-free results. This step ensures maximum head retention for beers and visual brightness for all glassware.



Treat Solution - Perfect Detergent and Rinse Assist

The **Perfect Detergent** and **Perfect Rinse Assist** are state-of-the-art solutions in the realm of commercial glassware cleaning. Designed to meet the highest standards of hygiene and efficiency, these products ensure that every glass not only appears impeccably clean but also enhances the overall drinking experience.

- **Perfect Detergent** is a unique formulation to ensure beer-clean glasses from every wash
- Glasses washed routinely using the Perfect Detergent do not require to be renovated.
- **Perfect Rinse Assist** promotes rapid drying and reduces spotting.
- Designed for constant use in auto-dosing cabinet machines to consistently deliver perfect glasses every time
- **Perfect Detergent** and **Perfect Rinse Assist** are formulated to be used in conjunction with one-another.







Key Benefits

- **Prevents Protein and Yeast Build-Up:** The detergent is specially formulated to tackle protein and yeast residues, common issues in glassware used for serving beverages like beer and wine. This prevents the accumulation of these residues, ensuring the glasses remain clean and hygienic.
- **Effective Removal of Food Grease and Tannin Stains:** It effectively cuts through food grease and removes tannin stains, which are typically left by beverages such as red wine. This ensures that the glassware is free from any unsightly stains or filmy residues.
- **Promotes Rapid Drying:** Perfect Rinse Assist is specially formulated to accelerate the drying process of glassware. This rapid drying feature is particularly beneficial in fast-paced environments, accelerating the glass drying time.
- **Reduces Spotting:** One of the key benefits of Perfect Rinse Assist is it's ability to significantly reduce spotting on glassware. This results in clearer, more aesthetically pleasing glasses, free from unsightly water spots that can detract from the presentation.
- **Enhances Shine and Clarity:** The Rinse Assist not only reduces spotting but also enhances the overall shine and clarity of the glassware. This leaves glasses looking sparkling clean
- **Optimises Glass for Continuous Perfect Beverage Presentation:** Regular use of the detergent maintains the clarity and shine of the glassware, thus enhancing the quality and presentation of dispensed drinks. It ensures that each beverage served looks as good as it tastes.
- **Routine Use Eliminates Need to Renovate Glassware:** The comprehensive cleaning action of the detergent negates the necessity for periodic intensive glassware renovation. This saves time and resources while keeping the glassware in top condition.
- **Maintains the Integrity of Glassware:** The detergent is formulated to be gentle on glass, maintaining brand printing/etching and preventing pitting or clouding over time. This helps in preserving the integrity and appearance of the glassware for longer periods.
- **Cost-Effective Cleaning Solution:** By eliminating the need for separate glass renovation processes and extending the life of glassware, the detergent proves to be a cost-effective solution for businesses. By reducing the need for manual polishing and speeding up the drying process, Perfect Rinse Assist is both time-saving and cost-effective. It streamlines operations and reduces labour costs in commercial settings.

Usage Instructions

- Designed for constant use in cabinet glasswashers as per the machine manufacturer's instructions.
- On initial use you may experience a chlorine odour for a short period of time which occurs during the standardisation of the machine from the Perfect Detergent
- If glasses have not been recently Renovated, it may take 2-5 washes to reach a pristine condition.
- The Perfect Detergent doses at 3.0 mls. per litre with a target wash Temperature of 55degC, the Perfect Rinse Assist doses at 0.3mls per litre with a target rinse temperature of 65degC
- If located in a hard water area, the Perfect Water filter must be used.

		
Product Code	71400	71401
Description	Perfect Detergent	Perfect Rinse Assist
Pack Size	1 x 5Lt	1 x 5Lt
Packs Per Case	2 x 5Lt	2 x 5Lt

4

Wash - Glasswasher

The significance of a reliable glasswasher cannot be overstated in the glass washing process.

The speed and effectiveness of glasswashing methods directly impact on the quality of service and drinks provided to customers. From savings on time and labour to pristine results, investing in a premium and dependable glasswasher which is easily and cost effectively maintained ensures that you can confidently rely on your glasswasher to consistently produce 'beer clean' glasses.



Wash Solution - Clenaware Sovereign

The Sovereign Glasswasher is a comprehensive solution for any establishment aiming for the highest standards in glassware hygiene. Its innovative features, including the fresh water wash system, plastics wash cycle, and the unique renovate cycle, ensure that it not only cleans effectively but also maintains the quality and longevity of the glassware. It's integrated design and advanced technology make it an indispensable asset for efficient and effective glassware management.

- Fully integrated glasswasher, with everything needed to deliver perfect glass washing results continuously.
- With a fresh water wash, it does not reuse water from earlier cycles providing optimal conditions for glass washing.
- Dedicated Renovate and Plastics cycles





Key Benefits

- **A Greener Choice:** With lower energy, water and chemical usage than standard glasswashers.
- **Fresh Water Wash:** The Sovereign Glasswasher stands out as it operates on a 'Fresh Water Wash' system. Unlike other machines that recycle wash water, it ensures that every washing cycle uses fresh water. This guarantees that the last wash is as clean as the first, maintaining consistent cleanliness and hygiene.
- **Consistent 'Perfect' Results:** With its fresh water for each wash and rinse cycle, the machine delivers the same high-quality cleaning results every time. This consistent performance is ideal for establishments prioritising the highest standards in glassware cleanliness.
- **Dedicated Plastics Wash Cycle:** This glasswasher uniquely caters to plastic and polycarbonate glasses with a specialised 'Plastics Wash Cycle'. It extends the life of plastic glassware by using the correct temperature and rinse-aid amount, preventing damage from inappropriate cleaning settings.
- **Dedicated Renovate Cycle:** The Sovereign Glasswasher is equipped with a unique 'Renovate Cycle' specifically designed for the use of renovate powder. Users simply need to select the 'Renovate Cycle' option, and the machine automatically adjusts to the optimal settings for using the renovate powder. This feature is particularly beneficial for deep cleaning and restoring the quality of glassware that has become cloudy or stained over time. It adds an extra layer of convenience and efficiency to the maintenance of glassware, ensuring that each glass retains its clarity and quality with minimal effort.
- **Integrated Design:** The Sovereign Glasswasher is a fully integrated machine, equipped with everything needed for optimal glass washing. It includes a rinse booster pump, waste pump, and chemical injection and sensing systems, streamlining the washing process.
- **Built-in Self-Diagnostics System:** The machine features an advanced self-diagnostics system, enhancing its reliability and ease of maintenance. This system helps in quickly identifying and resolving any operational issues.
- **WRAS Approved:** The Sovereign Glasswasher is UK WRAS (Water Regulations Advisory Scheme) approved, ensuring compliance with high standards for water fittings, reflecting its safety and efficiency.



Usage Instructions

- When the Fill/Ready Lamp shows green, the machine is ready to perform wash cycles.
- Press the SELECT switch to choose the cycle.
- If a RENOVATE cycle is chosen, then add Renovate powder to the wash water (sprinkle on the main filter).
- Press the START switch to start a cycle (2-4 mins regular wash).
- If Detergent/Rinse Aid Lamp shows Orange (Normally green), replace chemicals. If Rotation
- Lamp shows Red (normally green), check spray-bar.
- If Service Lamp shows Red, then call an engineer.



Product Code	CS-A0001	CS-A0002
Description	Sovereign 45 Up to 24 pint glasses	Sovereign 50 Up to 30 pint glasses
Power	32 Amp Single Phase	32 Amp Single Phase
Dimensions	W550 x H800 X D590	W605 x H840 X D650
Pack Size	1 x Glasswasher	1 x Glasswasher

5 Dry - Automated Drying

Proper drying is as crucial as the washing itself.

Traditional drying methods can be time consuming and leave stains, and serving drinks in a warm glass can affect the drink's appearance and head retention.



Dry Solution - Airack

The **Airack Glass Dryer** offers an innovative solution to glass drying, dramatically speeding up the process and ensuring high hygiene standards. With the capacity to dry up to 30 pint glasses in just 4 minutes, and operating at an ambient temperature with glassware ready for immediate use, the Airack is a highly efficient and cost-effective tool for busy commercial settings. Its compatibility with standard glasswasher baskets and easy installation make it a practical choice. Moreover, the Airack's ability to reduce cross-contamination and ensure 'Beer Clean' glasses significantly enhances the quality of beverage service.

A notable advantage of using the Airack is in inventory management. By reducing the glass drying time to as low as 4 minutes, the Airack decreases the total time a glass is unavailable for use. This efficiency allows bars to operate with a smaller glass inventory, reducing the need for a large number of glasses on hand.

For example, a bar using 90 glasses every hour could reduce its inventory needs from 105 to just 51 glasses with the Airack, considering both drying and customer retention times. This reduction in glass inventory translates to cost savings and more efficient use of storage space, making the Airack a valuable investment for optimising operations.





Key Benefits

- **Rapid Drying:** The Airack Glass Dryer significantly speeds up the drying process, drying glasses up to 10 times faster than traditional air drying methods. This efficiency is especially beneficial in busy bar environments where quick turnaround is essential.
- **High Capacity:** Capable of drying up to 30 pint glasses in as little as 4 minutes, the Airack is suitable for high-volume settings, ensuring a steady supply of dry glasses even during peak times.
- **Implications for Glass Inventory Reduction:** Implementing the Airack Glass Dryer can significantly reduce the total number of glasses a bar needs to maintain in its inventory. By drastically shortening the drying time, glasses return to circulation much quicker, reducing the overall quantity required to sustain service. This can lead to savings in inventory costs and storage space.
- **Ambient Temperature Drying:** The dryer operates at an ambient temperature, which means glasses are cool to the touch immediately after drying. This allows for instant use without the risk of thermal shock to the glassware.
- **Compatibility with Standard Baskets:** It is designed to be compatible with any glasswasher baskets measuring up to 500mm, making it a versatile addition to existing glasswashing setups.
- **Convenient and Safe Countertop Design:** The Airack’s design is compact and safe for countertop use, making it an easy fit in any bar or kitchen without requiring additional space.
- **Cost-Effective:** By eliminating the need for drying cloths or paper towels, the Airack cuts out ongoing costs associated with these materials, making it a cost-effective solution in the long term.
- **Easy Installation and Low Energy Use:** The unit is easy to install, plugging into a standard 3-pin socket, and is energy efficient, using no more electricity than a small lightbulb.
- **Eliminates Cross-Contamination:** Using the Airack avoids the potential for cross-contamination that can occur when using towels, ensuring higher hygiene standards.

Usage Instructions

- Follow the Installation Card instructions for proper Airack placement.
- After glasswashing, place the glass basket on the Airack and start the cycle.
- Disconnect the Airack from power when not in use and remove the Top Cover for cleaning.
- Clean the Top Cover with a damp cloth, ensuring air holes are unblocked for optimal airflow.
- Use a wire basket with the Airack for better air circulation and drying results.
- Airack Standard uses a stop/start switch and operates with a standard 4-minute drying cycle.
- Airack Lite uses a dial and allows the user set the duration of the drying cycle.

						
Product Code	CS-A0051	CS-A0052	CS-A0053	CS-A0054	CS-A0055	CS-A0056
Description	Airack 40 Standard	Airack 45 Standard	Airack 50 Standard	Airack 40 Lite	Airack 45 Lite	Airack 50 Lite
Power	13 Amp Single Phase	13 Amp Single Phase	13 Amp Single Phase	13 Amp Single Phase	13 Amp Single Phase	13 Amp Single Phase
Dimensions	W460 x H195 X D465	W510 x H195 X D515	W560 x H195 X D565	W460 x H195 X D465	W510 x H195 X D515	W560 x H195 X D565
Pack Size	1 x Airack	1 x Airack	1 x Airack	1 x Airack	1 x Airack	1 x Airack



Perfect Water Filter



Quash pre-treatment
intro pack



Perfect
Basket Range



Perfect Detergent
and Rinse Assist



Sovereign Glass Washer



Airack



Perfect Renovate



Sparkler Cleaning Kit

Telephone
021 2355494

Email
info@inovyne.com

Perfect Pint is a registered business
name of Inovyne (Europe) limited.

Inovyne Ltd
6 Euro Innovation Business Park
Little Island
Cork
Ireland
T45 KF64

Available through:

PerfectPint.ie